



GURU AMAR DASS PUBLIC SCHOOL

SUMMER HOLIDAYS' HOMEWORK

GRADE - III (2025-26)



S

Sharing is caring

U

Use polite words

M

Meditate daily

M

Minimize use of mobile

E

Enjoy your holidays

R

Regular Exercising

V

Value your Time

A

Admire good work

C

Clean your hands

A

Always help others

T

Take care of health

I

Inspire others

O

Offer help to other

N

Nurture good values

S

Spread happiness

Happy
Summer
Holidays



IMPORTANT INSTRUCTIONS

- Take the print out and do the work on the worksheets
- Neatness and presentation are common parameters for most of the activities assigned. Please maintain the quality of work done.
- Holidays' homework will be assessed on certain parameters and marks/grade will be awarded accordingly.
- To score well in your upcoming exams, strike a balance between your leisure time and studies.
- Marks of Holidays Homework will be added in your Mid-Term Examination.

BE A WONDERFUL HUMAN BEING: KEEP IN MIND TO

- Do the homework independently, only ask for assistance from your parents or guardians
- Remember to have a wide mouth container filled with water outside your house for the birds to get respite from the scorching heat.
- Pray to almighty daily and thank for the blissful life that you enjoy.
- Be a helping hand to your parents and learn the skill of shared responsibility.
- Do the work by following the guidelines given with each work or activity
- Spend time with your parents and grandparents, their rich experience will help you overcome challenges with ease.

HEALTHY LIFESTYLE BE YOUR PRIORITY

- Give prime importance to your health. Eat lots of fruits, do exercise and get into yoga
- Pledge for “Eat Right -Less Sugar, Less Oil and Less Salt”
- Wash hands frequently, especially before and after meal.
- Avoid sharing of towel, handkerchief, brush with others.
- Drink plenty of water.

REQUEST TO PARENTS

- Summer vacation time is an opportunity to spend the quality time with your child and make him/her feel special of his unique identity.

So just spare sometime and do the following:

- Talk about Omni presence of **God** and humility being developed with regular prayers and doing good deeds as to offer best prayer to the God. Take them to some religious places.
- Let them feed the poor and share things with needy people with love, let them enjoy the **Art of Giving**.
- Talk about the importance of parents and elders.



A B C D E F G H I J K L M

Z

Y

X

W

V

U

T

S

R

Q

P

O

N

A

B

C

N

O

dreamstime

dreamstime

A

B

C

D

E

F

G

H

I

J

K

L

M

N

O

P

N

O


English

Worksheet – 1

Countable Nouns vs Uncountable Nouns

Beside each noun, write a “C” if it’s a countable noun, or “U” if it’s an uncountable noun.

1



Carrots ☐

2



Tomatoes ☐

3



Broccoli ☐

4



Potatoes ☐

5



Rice ☐

6



Peppers ☐

7




Strawberries ☐

8



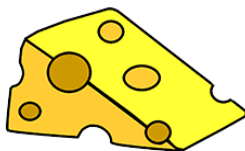
Eggs ☐

9



Cherries ☐

10



Cheese ☐

11



Apples ☐

12



Soup ☐

A B C D E F G H I J K L M

Z

Y

X

W

V

U

T

S

R

Q

P

O

N

A

B

C

N

O

P

Q

R

S

T

U

V

W

X

Y

Z

A

B

C

D

E

F

G

H

I

J

K

L

M

N

O

P

English

Worksheet - 2

Circle the nouns (10 of them!)

brother	run	chairs	flowers	sit
garden	piano	green	Sarah	fast
sad	cat	pizza	friend	table

Complete the sentences using nouns from above.

1. This is my _____. Her name is _____.

2. I like to eat _____.


3. My pet is a _____.

4. I play the _____.

5. There are four _____ at our _____.

6. The _____ smell so good in the _____.

7. Your _____ is tall!



A B C D E F G H I J K L M

Z

Y

X

W

V

U

T

S

R

Q

P

O

N

A

B

C

English

The Enormous Turnip



Once upon a time, there lived a little old man and a little old woman.
One day, the little old man planted some turnip seeds.



One of the turnips grew... and grew... and grew... until it was enormous.
The little old man pulled, and pulled but still the turnip would not budge.



The little old man shouted to his wife to help.
Together they pulled, and pulled, but still the turnip would not budge!



So they shouted to a boy who was playing in the field.
Together they pulled, and pulled, but still the turnip would not budge!



So they all shouted to a girl to help.
Together they pulled, and pulled, but still the turnip would not budge!



So they all shouted to the old man's dog to help.
Together they pulled, and pulled, but still the turnip would not budge!



So they all called the little old woman's cat to help.
Together they pulled, and pulled, but still the turnip would not budge!



So they all called the farmhouse mouse to help.



Together they pulled, and pulled, and pulled, and suddenly... out popped the enormous turnip! The little old man was very pleased.
He invited everyone round for a turnip dinner!



A

B

C

D

E

F

G

H

I

J

K

L

M

N

O

P

N O P Q R S T U V W X Y Z

A B C D E F G H I J K L M

Z

Y

X

W

V

U

T

S

R

Q

P

O

N

A

B

C

A

B

C

D

E

F

G

H

I

J

K

L

M

N

O

P

Answer the questions below in full sentences.

1. Name three characters in the story.

2. What vegetable were they trying to pull up?

3. Who tried to pull it up on their own?

4. Who did the little old man call to help him first?

5. Who did they call to help them after the little old woman?

6. Where was the boy playing?

7. What pet did the little old man have?

8. What pet did the little old woman have?

N

O

P

Q

R

S

T

U

V

W

X

Y

Z

Mathematics

Worksheet -1

Reading a Calendar

Use the calendar to answer the questions.

JANUARY						
S	M	T	W	T	F	S
		1	2	3	4	5
6	7	8	9	10	11	12
13	14	15	16	17	18	19
20	21	22	23	24	25	26
27	28	29	30	31		

1. How many days are in January? _____
2. What day of the week is January 17? _____
3. What day of the week is January 29? _____
4. How many Mondays are in January? _____
5. How many Wednesdays are in January? _____
6. Color the numbers on the calendar.
Color weekends blue and weekdays yellow.

Mathematics

Worksheet – 2

Do as directed:

Colour


1-digit odd number – Blue

1-digit even number – Green

2-digit even number – Orange

3-digit odd number – Purple

3- digit even number – Yellow



1	4	12	23	633					
63	8	32	24	342					
976	534	28	51	324					
5	32	52	14	53	52	453	38	31	
60	57	90	7	35	76	675	36	86	
97	34	95	36	56	86	68	48	865	
46	76	16	52	63	28	834	35	836	
463	749	345	475	36	473	647	654	887	
673	73	375	643	75	23	32	123	342	
35	542	790	608	65	3	395	1	351	
22	534	77	645	9	243	263	56	555	
153	100	174	346	57	64	457	745	946	

Do this worksheet on the notebook:

Part B

Q1. Write the numerals for the given number names:

- a) Eight thousand four hundred seven
- b) Three thousand two hundred fourteen
- c) Nine thousand six
- d) Two thousand three hundred thirty three

Q2. Write the number names for the following:

- a) Greatest 4 digit number
- b) Successor of 3 digit number
- c) $5550 - 1$
- d) 9394

Q3. Mental Math:

- a) 4 tens + 7 ones
- b) $400 + \underline{\hspace{2cm}} = 1000$
- c) 3 hundreds + 5 tens
- d) $600 + 30 + 7 = \underline{\hspace{2cm}}$
- e) 10 hundreds - 10 tens

Q4. Write the predecessor of the following numbers:

- a) 9000
- b) 7899

Q5. Write the successor of the following numbers:

- a) Smallest 2 digit number
- b) The number which is 1000 more than 1455

Q6. Write the greatest and the smallest number using the following digits:

- a) 0,7,6,1
- b) 2,4,8,3

Q7. Write the place value of:

- a) 4 in 3478
- b) 6 in 7869

Q8. Write (O) for odd numbers and (E) for even numbers:

5467, 345, 23, 4569, 3344, 789, 3457, 1213

Q9. Add an even 4-digit number and an odd 4- digit number. Is the sum odd or even?

Q10. A student was asked to add 4,327 and 398. He found out the sum by the following arrangement:

$$\begin{array}{r} \text{Th H T O} \\ 4 \ 3 \ 2 \ 7 \\ + \ 3 \ 9 \ 8 \\ \hline 8 \ 3 \ 0 \ 7 \end{array}$$

Is the answer correct? If not, give reasons and solve it correctly.

Q11. Arrange and add:

- a) $32,899 + 1,345 + 7$
- b) $993 + 9,122 + 42$

Q12. Subtract:

- a) 3876 from 7000
- b) 16,390 from 34,728

Q13. Find the difference of:

- a) 9900 and 1875
- b) 2904 and 1259

Q14. The bicycle was invented in 1817. The car was invented in 1886. How many years after the bicycle was the car invented?

Q15. A helicopter is flying at an altitude of 150 metres. If its altitude decreases by 45 metres, what is its new altitude?

Q16. Fill in the blanks:

- a) $35,789 + 100 =$ _____
- b) $53,400 + 1000 =$ _____
- c) $9,814 - 10 =$ _____
- d) $24,456 - 100 =$ _____
- e) $8,245 - 0 =$ _____
- f) The result of subtraction problem is called _____
- g) The result of addition is called _____
- h) $18 + 432 + 35 = 18$ _____ $+ 432$
- i) The smallest whole number is _____
- j) The smallest natural number is _____
- k) The number system consists of _____ digits.
- l) The largest 6-digit number is _____
- m) $80,000 + 700 + 90 + 1 =$ _____

Q17. There were 19,237 sheets of pages in one bundle and 23,134 in another bundle. How many sheets of pages were there altogether?

Q18. In an orchard, there are 1098 apple trees, 1189 mango trees and 432 orange trees. How many trees are there altogether?

Q19. Raj and Sameer stand together on the weighing scale, they weigh 156 kilograms. Raj's weight is 89 kg. How much does Sameer weigh?

Q20. Robin read 9470 words in one hour. Mary read 2390 words in one hour. Who read more words and by how much?

Q21. Write True or False:

- a) $203 = 200 + 10 + 3$
- b) 90 tens and 4 ones = 94
- c) The successor of 5033 is an even number.

Environmental Studies

1. Make a decorative bird's nest using materials like small carton, cotton, wood pieces, twigs, etc.
2. Read chapter 5, 7 and solve book exercise.
3. Collect leaves and flowers of different types. Do not pluck them. Pick only fallen ones. Press them in the folds of newspaper. Put something heavy on it. Once they are dry, use them to make pretty greeting card, wall hanging, book mark or a book cover. Write the names of flowers or tree leaves which are used to make any craft, in the notebook.



Environmental Studies

Worksheet – 1

Yummy Food



Choose the correct food and write



(soup, milkshake, coffee, sandwich, pancakes, pineapple, sweets)

1. This fruit is yellow inside and you can make juice from it.

2. Some people put milk and sugar in this hot drink.

3. You make this drink with milk and your favourite kind of fruit.

4. These are hot, thin and round. You can put lemon juice on them.

5. Most children and grown ups love eating these but they are bad for your teeth.

6. You make this with bread and you can put meat or salad inside.

7. You can eat or drink this from a bowl or from a cup.



Punjabi Worksheet – 1

ਚਿੱਤਰ ਨੂੰ ਧਿਆਨ ਨਾਲ ਦੇਖ ਕੇ ਪੰਜ ਵਾਕ ਬਣਾਉ।




1. _____
2. _____
3. _____
4. _____
5. _____

Punjabi Worksheet – 2

ਹੇਠਾਂ ਦਿੱਤੇ ਬਿੰਦੂਆਂ ਨੂੰ ਸਹੀ ਤਰਤੀਬ ਵਿੱਚ ਜੋੜੋ ਤੇ(ਪੰਜਾਬੀ ਵਰਨਮਾਲਾ ‘ੳ’ ਤੋਂ ‘ਲ’ਤੱਕ) ਬਣੇ ਹੋਏ ਚਿੱਤਰ ਵਿੱਚ ਰੰਗ ਭਰੋ :-

ਹੇਠਾਂ ਦਿੱਤੇ ਬਿੰਦੂਆਂ ਨੂੰ ਸਹੀ ਤਰਤੀਬ ਵਿੱਚ ਜੋੜੋ ਤੇ (ਪੰਜਾਬੀ ਵਰਨਮਾਲਾ 'ਓ' ਤੋਂ 'ਲ' ਤੱਕ) ਬਣੇ ਹੋਏ ਚਿੱਤਰ ਵਿੱਚ ਰੰਗ ਭਰੋ :-



HINDI

Worksheet – 1

उचित संज्ञा से खाली स्थान भरिए -

तितली	पतंग	घर	दिल्ली	कोयल
शेर	आसमान	बच्चे	फल	मछली

1. जंगल का राजा _____ है।
2. फूल पर _____ बैठी है।
3. मोहन का _____ है।
4. पिताजी बाज़ार से _____ लाए हैं।
5. बगीचे में _____ खेल रहे हैं।
6. रमेश _____ उड़ा रहा है।
7. _____ नीला है।
8. तालाब में _____ तैर रही है।
9. _____ गाना गा रही है।
10. लालकिला _____ में है।

HINDI

Worksheet – 2

निम्नलिखित वाक्यों में सही लिंग शब्द चुनकर लिखिए :-

1. _____ जंगल का राजा है। (शेर/शेरनी)
2. _____ जी बाहर घूमने जा रही हैं। (नानी/नाना)
3. राज एक अच्छा _____ है। (लड़का/लड़की)
4. _____ जी कहानी सुना रही हैं। (मामा/मामी)
5. पेड़ की डाल पर _____ बैठा था।
(बंदर/बंदरिया)
6. किशन मेरा _____ है। (भाई/बहन)
7. राधा की _____ जी ने मिठाई खिलाई।
(चाची/चाचा)

Computer Worksheet – 1

Computer

Write the parts of the computer
using help box

keyboard

cpu

laptop

mouse

speaker

scanner

printer

monitor

pendrive



Computer Worksheet – 2

4. Word puzzle:

Find the NAMES of these terms related to the computer system.

Colour each word with a DIFFERENT colour.



L	T	M	O	N	I	T	O	R	B	V	Q	K
Y	F	O	H	J	R	C	A	B	L	E	M	E
S	D	U	P	E	N	D	R	I	V	E	G	Y
O	M	S	C	A	N	N	E	R	T	I	H	B
F	I	E	V	U	L	Y	W	R	H	A	C	O
X	H	B	R	S	C	I	L	K	V	Z	X	A
D	J	L	A	P	T	O	P	T	E	U	F	R
F	I	W	T	Y	X	M	K	U	G	S	E	D

A decorative border of colorful handprints in various colors (purple, pink, green, blue, red, orange, yellow) arranged in a circular pattern around the text.

Activity Time

- 1.Fitness:** "A good health is the best wealth!" Encourage children to meditate and do yoga daily.
- 2.Reading:** "Today a reader, tomorrow a leader!" Inculcate the habit of reading aloud any favorite story for the tiny tots. Encourage them to read after you.
- 3.Writing:** To develop beautiful handwriting, motivate children to practice one page of handwriting of all three languages daily.

DRAWING IS A VISION ON PAPER

- ★ **Make a Wall Hanging with Paper, Wool or with any waste material.**
- ★ **Click on the following link to get an idea for given activity :**

<https://youtu.be/SHKgxulu4jw?si=bLM2EQkdza MMnG7>

World Environment Day Activity

Let's nurture the nature so that we can have a better future. Hurray! its time to celebrate the World Environment Day on 5th June.. Even a small change can make a huge difference to our world. Are you up for the change challenge? Let's colour the given picture and make this world a beautiful place to live in and protect our environment by following the three R's – Reduce, Reuse and Recycle.



Happy Father's Day

"A father's love is eternal, unconditional, and irreplaceable".

✚ Color this picture or make a card and gift it to your father on Father's Day i.e.
15.06.2025 (Sunday)



INTERNATIONAL YOGA DAY

Yoga brings the body and mind together and is built on three main elements – movement, breathing and meditation. We celebrate Yoga Day on 21st June every year, so to keep you and your family members fit it's important to do Yoga Daily.

CALM DOWN YOGA



I am strong.
WARRIOR 2 POSE



I am kind.
TREE POSE



I am wise.
HERO POSE



I am brave.
CHAIR POSE



I am friendly.
DOWNWARD-FACING DOG POSE